





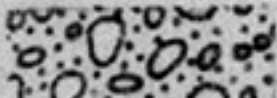


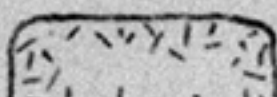







## APPENDIX A

This appendix provides a general key to the figures. Some of the drawings, in turn, have specific keys that are not included here. Not all the symbols in this appendix appear necessarily in all the figures, but their use has been consistent.

	Standing architecture (including walls and floors)
	Hypothetical walls
	Hypothetical stucco floors
	Hypothetical earth floors
	Stucco floors (in profiles only)
	Earth floors of open patios (in profiles only)
	<i>Empedrada</i> bases
	Construction fill
	Stones
	Adobes
	Limits of archaeological excavations
	Red paint
	Apaxtles
	Burials
	Burials covered by subsequent construction activities