


# A-8 BANDA MODULAR PLASTICA DORNER



Modular Flexibility



Heating | Cooling | Draining



Low Back Pressure Accumulation


## MPB Series Conveyor

### MPB Series General Specifications:

- Flat Belt End Drive and Cleated Belt End Drive
- 2.0" (66) diameter drive pulley
- 3" (76) to 23.25" (591) belt widths
- 2' - 30' lengths (610-9,144 mm)
- Loads up to 150 lbs. (68 Kg)
- CE Models Available

### Applications:

- Packaging
- Plastic Injection Molding
- Automated and Manual Assembly
- Sortation
- Machine Part Handling
- Curing, Cooling, Heating & Cleaning



### MODULAR PLASTIC BELTS

Modular conveyor construction allows for extensive line flexibility. Simple single point belt tensioning allows for quick adjustments.

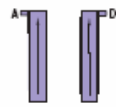
STANDARD SIZES					
Conveyor Width Reference	04	06	12	18	24
Conveyor Belt Width (W)	3.0" (76)	5.25" (133)	11.25" (296)	17.25" (438)	23.25" (591)
Conveyor Length Reference	0200	increments up to...			3000
Conveyor Length (L)	(0.18) (3)	In .24" (6) increments			(0.144) (144)

### ORDERING INFORMATION

2C 0 M 12 0600 A 04 40

- Belt Type. See chart on opposite page.
- Conveyor profile. See chart on opposite page.
- Drive Shaft Position: A or D
- Conveyor Length Reference. See chart above.
- Conveyor Width Reference. See chart above.
- Documentation Language: M = English, U = CE English
- Stand Brackets: 0 = With required brackets, 1 = Without required brackets
- Bedplate Style: C = Closed, P = Perforated (12", 18" & 24" widths only)

### Drive Shaft Position



Example 1: 2CCM120600A0440

Description: MPB Series Conveyor with closed bedplate, 12" (305) wide x 6' (1,829) long with drive shaft in mount position A, 04 bolt-on high side, type 40 closed mesh accumulation belt and English documentation.

