
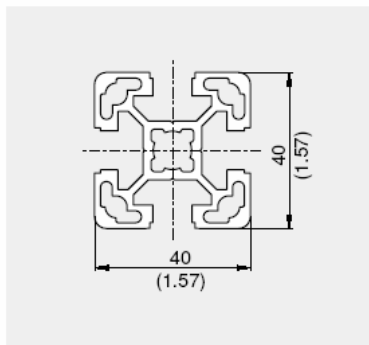
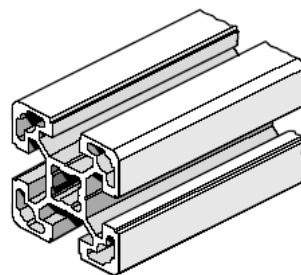


A-1 POSTES Y TRAVESAÑOS

Rexroth
Bosch Group

		 40x40
Moment of inertia	I_x [cm ⁴] (in ⁴)	9.00 (0.219)
	I_y [cm ⁴] (in ⁴)	9.00 (0.219)
Section modulus	W_x [cm ³] (in ³)	4.5 (0.275)
	W_y [cm ³] (in ³)	4.5 (0.275)
Profile surface	A [cm ²] (in ²)	5.60 (0.776)
Weight (Mass)	m [kg/m] (lbs/ft)	1.50 (1.008)



Technical Data

Moment of inertia	$I_x = 9.0\text{cm}^4$ $I_y = 9.0\text{cm}^4$
Section modulus	$W_x = 4.5\text{cm}^3$ $W_y = 4.5\text{cm}^3$
Profile surface	$A = 5.6\text{cm}^2$
Weight	1.5 kg/m